

## Modular Cooking Range Line 700XP Electric Induction Wok HP

ITEM # \_\_\_\_\_  
 MODEL # \_\_\_\_\_  
 NAME # \_\_\_\_\_  
 SIS # \_\_\_\_\_  
 AIA # \_\_\_\_\_



371282 (E7INEDW00P)

Electric single Induction Wok  
(5 kW)

### Short Form Specification

#### Item No.

6 mm thick glass ceramic Wok bowl with 5 kW surface power. Exterior panels in stainless steel with Scotch Brite finish. One piece pressed work top in 1.5 mm thick stainless steel. Right-angled side edges to allow flush-fitting junction between units.

### Main Features

- 6mm glass-ceramic cooking surface with a total power of 5 kW.
- Indicating lamp for operating zone located on control console.
- Induction plate endowed with overheating safety device.
- Power to the zone can be set with progressive output i.e. fine regulation at the lower levels and larger progress at the upper levels.
- Low heat dissipation to the kitchen.
- The smooth, glass ceramic plate is not directly heated, so there is no burning on cooking surface.
- Automatic pan detection to transfer power only when pan is present.
- IPx4 water protection.
- Pots diameter to be used : min 12cm, max 28 cm in order to obtain maximum heating efficiency.
- Suitable for countertop installation.

### Construction

- All exterior panels in Stainless Steel with Scotch Brite finishing.
- One piece pressed 1.5 mm work top in Stainless steel.
- Model has right-angled side edges to allow flush fitting joints between units, eliminating gaps and possible dirt traps.

### Sustainability



- This model is compliant with Swiss Energy Efficiency Ordinance (730.02).

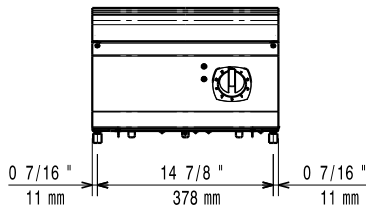
### Optional Accessories

- |                                                      |            |                          |
|------------------------------------------------------|------------|--------------------------|
| • Support for bridge type installation, 800mm        | PNC 206137 | <input type="checkbox"/> |
| • Support for bridge type installation, 1000mm       | PNC 206138 | <input type="checkbox"/> |
| • Support for bridge type installation, 1200mm       | PNC 206139 | <input type="checkbox"/> |
| • Support for bridge type installation, 1400mm       | PNC 206140 | <input type="checkbox"/> |
| • Support for bridge type installation, 1600mm       | PNC 206141 | <input type="checkbox"/> |
| • Support for bridge type installation, 400mm        | PNC 206154 | <input type="checkbox"/> |
| • Water column extension for 700 line                | PNC 206291 | <input type="checkbox"/> |
| • Chimney upstand, 400mm                             | PNC 206303 | <input type="checkbox"/> |
| • Scraper for free standing grills                   | PNC 206422 | <input type="checkbox"/> |
| • 2 side covering panels for top appliances          | PNC 216277 | <input type="checkbox"/> |
| • Induction Wok pan with wooden handle (diam. 360mm) | PNC 910613 | <input type="checkbox"/> |

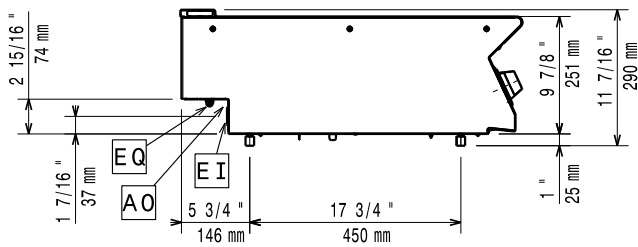
APPROVAL: \_\_\_\_\_

- Stainless steel wok pan, design in line with wok cuvette PNC 911000 ☐
- Non-stick wok pan, design in line with wok cuvette PNC 911003 ☐
- Inducton Wok pan with stainless steel handle (diam. 360mm) PNC 911587 ☐
- Stainless steel lid for Wok pan diam. 360mm PNC 911588 ☐

Front

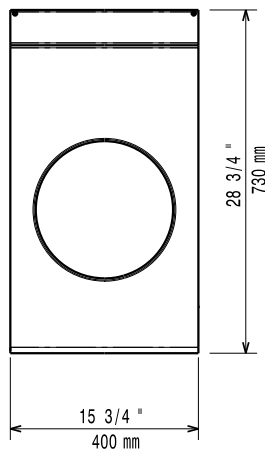


Side



EI = Electrical inlet (power)  
 EQ = Equipotential screw

Top



### Electric

Supply voltage:	380-400 V/3 ph/50/60 Hz
Predisposed for:	380-400V 3~ 50/60Hz
Total Watts:	4.5-5kW
	5 kW

### Key Information:

If appliance is set up or next to or against temperature sensitive furniture or similar, a safety gap of approximately 150 mm should be maintained or some form of heat insulation fitted.

Induction compatible pots & pans must be used.

External dimensions, Width:	400 mm
External dimensions, Depth:	730 mm
External dimensions, Height:	250 mm
Net weight:	20 kg
Shipping weight:	28 kg
Shipping height:	540 mm
Shipping width:	460 mm
Shipping depth:	820 mm
Shipping volume:	0.2 m <sup>3</sup>
Certification group:	N7CIN
Back Plates Power:	5 - kW
Back Plates dimensions:	Ø 300